
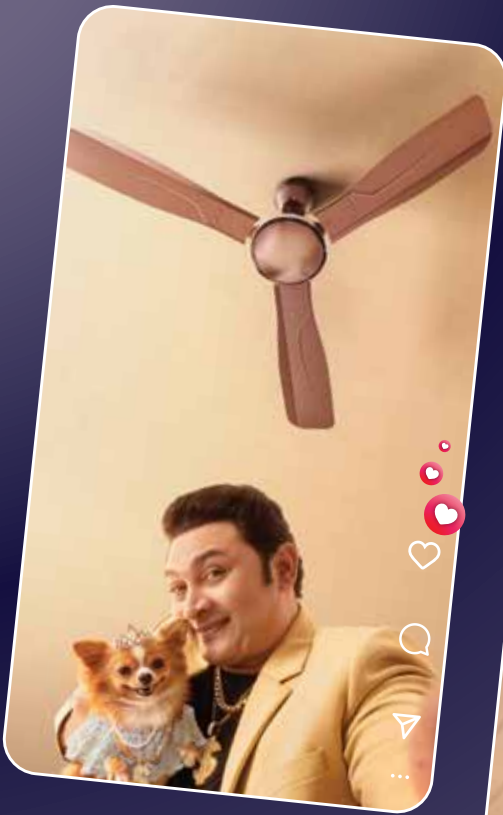


Crompton



Picture Perfect Fans

FANS CATALOGUE

2024

Crompton



LET'S
HANGOUT
GHAR PE!

Dear Customer,

We thank you for choosing Crompton as your preferred brand for fulfilling your décor choices. We are delighted that you are now part of the Crompton legacy!

Our products are crafted with an obsession to detail and feature industry leading innovations like Anti-Dust fans and Duratech technology.

In this catalogue, you will find our latest range of energy efficient ceiling fans with ActivPower & ActivBLDC technology. Our range of energy efficient ceiling fans will provide you unparalleled savings on your electricity bills. Furthermore, energy efficiency as a feature, is available across all our product segments to suit your needs.

We have also included a section to help you chose the recommended design and color for your home décor.

Happy surfing !

About Us

For more than 80 years, our brand has stood for trust, reliability, dependability and excellence in the area of electrical engineering. We endeavour to provide meaningful benefits, ease of use, great design, superior performance and durability at the right price for our customers. Our range of innovative products caters to modern consumer needs like easy to clean (Anti-Dust) Fans, easy to maintain Air Coolers, Hygienic Lighting Solutions (Anti-Bac LEDs), Pumps and many more.

Today, we are a **Proud Indian Brand and No. 1* in Fans** with a strong presence in the other categories like pumps, water heaters, air coolers, kitchen appliances and lighting.

*As per 3rd party retail audit and industry data.



Our Range of Innovative Products



SILENTPRO

2X MORE SILENT*
THAN REGULAR FANS



ENERGION



* Up to 50% Energy Saving as compared to a regular ceiling fan operating at the same RPM.

* Most regular ceiling fans operate at 64dB. Every increase of 10 dB in noise level is perceived to be twice as loud. SilentPro operates at 52dB level thereby making it twice more silent than its conventional counterparts.

Due to continuous product improvement, the product illustrated in this catalogue may vary slightly from the actual product.

Award Winning Designs



Crompton is synonymous with best in class and internationally awarded designs. Our fans are a work of art in themselves and are a statement piece for your home aesthetics.

Recognitions in Energy Saving

We are delighted to be awarded the National Energy Conservation Award* 6 YEARS IN A ROW!



Ranked No.1 by Consumers



Crompton's Star 220 ceiling fan was ranked No.1 and the only fan that delivers on the BEE 5 Star rating for energy efficiency by Consumer Voice*.

*Consumer Voice is an independent organisation that conducts independent, comparative and unbiased product trials recognized by the Ministry of Consumer Affairs.

*National Energy Conservation Award (NECA) is given every year for exceptional achievement in Energy Efficiency. This is awarded by Bureau of Energy Efficiency (a department under Ministry of Power, Government of India) for Energy Efficient Appliances.



Manufacturing Excellence

With improving Consumer preferences and to meet the ever increasing market demand of Crompton's durable products, we have multiple state-of-the-art manufacturing facilities at Goa & Baddi which employ the most modern technologies such as Automated Stator winding and Die Casting units which offer best in class products with highest quality standards.

Innovations driven by R&D and Consumer Research

For more than 8 decades, Crompton is known for trust, reliability and durability of its fans and is crowned as the pioneer in fan motor technology.

We leverage our robust R&D processes and capabilities, which are further enhanced by our close consumer connect - to offer superior technology based lifestyle solutions.

Innovation over the years

2016



Anti-Dust fans:

Fans with Dust-resistant Nano technology paint for hassle free cleaning and 50% less dust.

2017



Air 360 fans:

Aerodynamic blades with Anti-drag design for smoother air flow and 50% more coverage.

2018



VSense fans:

Fans with Smart Sensor technology which rotates at High Speed in low voltage conditions.

2019



Duratech fans:

Fans with Premium components & 5-year warranty designed to deliver superlative performance.

2020



Energion fans:

Energy Efficient fans with ActivBLDC motor that save up to 50% Electricity costs

2020



SilentPro fans:

Elite range of fans with aerodynamic ABS body with Silent Operation & Energy Efficient ActivBLDC motor.

2021



Smart fans:

Fans that are operated using mobile application, voice control devices and remote.

2023



Active Power Technology:

Energy Efficient fans with ActivePower Induction motor that consume up to 33% less Electricity.

Fan Selection Guide

Step 1

Compare your décor



Step 2

Select Fan Model
Select Fan color



Step 3

Browse through the technical details



Selection tips - Ceiling Fans

Tip 1:

Match your ceiling color with your fan color to make the room look spacious.

Tip 2:

To accentuate your ceiling choose the contrasting furniture color for your fan.

Tip 3:

Metallic trims in fan go well with décor that have shiny elements within the space.

Tip 4:

Decorated fans complement spaces with classic or luxurious settings.

Tip 5:

For spaces with high maintenance, choose our anti-dust ceiling fans range.

Tip 6:

For places where you need quiet comfort, choose silent operation fans.

Tip 7:

For spaces with continual requirement of fan, choose energy efficient fans.

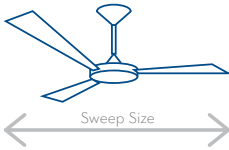
Tip 8:

For usage comfort and convenience, choose Smart (IoT enabled) fans.

Technical Advice

Ceiling Fan Selection

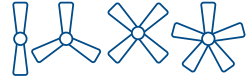
How to select your fan?



Sweep Size is referred to the entire diameter of a fan.

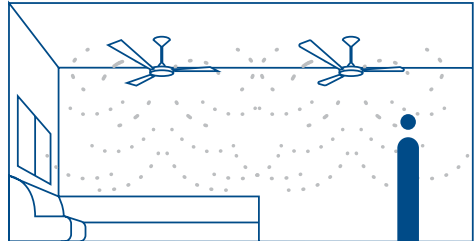
Speed (RPM)	Air Delivery (CMM)
315	240

Higher RPM does not mean higher air flow.
Air flow / Air delivery is the only point of comparison in selecting a ceiling fan.



More fan blades may not give better air flow.
A four or five blade ceiling fan provides a more conventional, balanced look, whereas a fan with two or three blades possesses a modern and sleek style.

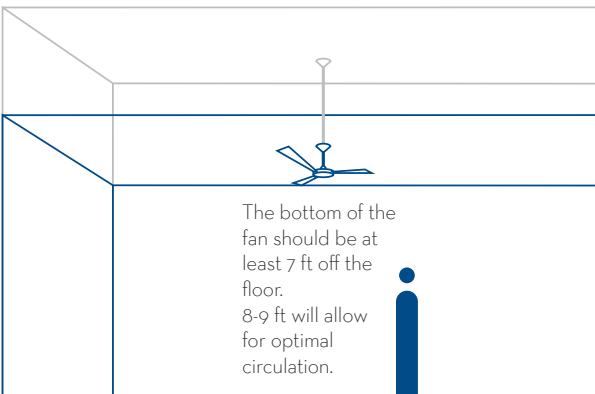
Sweep Size	Room Size
600 mm (24")	Small shop, cabin or Powder Room
750 mm (30")	6 X 10 ft
900 mm (36")	7 X 10 ft
1050 mm (42")	10 X 10 ft
1200 mm (48")	12 X 13 ft
1300 mm (52")	13 X 14 ft
1400 mm (56")	14 X 16 ft



For a much more larger room, consider using two fans to balance the air circulation in all parts.

Optimal Height

For ceilings that are taller than nine feet, add 6" to the downrod for every foot of height.



The more space between the ceiling and the blades, the better for air flow and circulation.

- 10 ft
- 9 ft
- 8 ft
- 7 ft
- 6 ft
- 5 ft
- 4 ft
- 3 ft
- 2 ft
- 1 ft
- 0 ft






] Optimal height

We Present to you our wide range of energy efficient ceiling fans which are compliant with the new standards set out by Indian Bureau of Energy Efficiency.

New Star Rating System

$$\text{Service Value} = \frac{\text{Air Delivery (m}^3\text{/min)}}{\text{Wattage (W)}}$$

Higher the service value (air delivery/watt), better is the star rating of the fan!

Star Levels					
For ≥1200mm sweep size fan Rated Service Value	≥4.0 to <4.5	≥4.5 to <5.0	≥5.0 to <5.5	≥5.5 to <6.0	≥6.0
For <1200mm sweep size fan Rated Service Value	≥3.1 to <3.6	≥3.6 to <4.1	≥4.1 to <4.6	≥4.6 to <5.1	≥5.1

Minimum Specification*

Fan size Sweep Size mm	Minimum Air Delivery (m ³ /min)	Minimum Service Value (m ³ /min/W)
600	100	1.5
>600 and ≤750	115	1.7
>750 and ≤900	130	3.1
>900 and ≤1 050	150	3.1
>1 050 and ≤1 200	210	4.0
>1 200 and ≤1 320	220	4.0
>1 320 and ≤1 400	245	4.1
>1 400 and ≤1 500	270	4.3

All Crompton ceiling fans will come with a **Safety Cable for more Secure Installation!**

Star Rating Label locations



Primary Motor Box



Top End Shield



*As per 'Amendment No. 1 October 2022 to IS374:2019 Electric Ceiling Type Fans - Specifications'



SUPER EFFICIENT MOTOR

Active components like windings, stampings, etc. make the motor more efficient with upto 25%+ higher efficiency.

LONGER MOTOR LIFE

With upto 50% less heating this motor is cooler as compared to a regular fan motor, resulting in its longer life.



*The images shown above are for representational purposes only and may not represent the actual parts/ components used

Higher Star Ratings offer better value for customers!

	NON STAR	1 STAR	2 STAR	3 STAR	4 STAR	5 STAR
Electricity Bill Per Annum (in INR)**	₹2850	₹2000	₹1775	₹1600	₹1450	₹1325
Annual Savings Compared to Non-Star Ceiling Fan		₹850	₹1075	₹1250	₹1400	₹1525
Annual Savings Compared to Previous Star Ceiling Fan		₹850	₹225	₹175	₹150	₹125

**16 hours of Usage Per Day **Electricity Bill Per Day @₹6.5/unit.

**Savings shown are based on ideal usage estimation, for a typical 1200mm sweep size ceiling fan.

DECOR STORIES

Browse through our décor stories that help you select the right fan for your interiors. Complement your ceiling with a wide range of stylized designs that are available in many colors.



MINIMALIST DECOR
ECLECTIC DECOR
CONTEMPORARY DECOR
MODERN DECOR
INDUSTRIAL / RUSTIC DECOR
LUXURIOUS DECOR
ETHNIC DECOR
TRADITIONAL DECOR
SCANDINAVIAN DECOR





ECLECTIC DECOR

Mix it up! Old and new, vintage and radical, this design school is less about haphazard throwing together of pieces and more about being able to borrow specific styles, trends, color combinations and more from across the decades come together to create a distinct, yet cohesive mood.

Featured: Aura2 Prime
Rose Gold
Pg no. 66

Other Recommendations:



Aura2 Designer 3D
Lotus
Birken Effect pg. 63



Gianna
Tapioca pg. 82



Aura2 Prime
Birken Effect pg. 68

At it's core, eclectic style is all about filling your home with your personality. It's fun, funky & full of visual interest. This style exudes 'the quirk' within you. Define your home décor with a little bit of, well, everything.

Other Recommendations:



Energyon Stylus
Gloss Black

pg. 40



Montania
Smoked Brown

pg. 94



Aura2 Designer 2D
Bakers Brown

pg. 64

Featured: Avancer Prime Cocoa Gold | Pg no. 70

ECLECTIC DECOR





CONTEMPORARY DECOR

Contemporary styling is all about creating an aesthetic that's trendy, inclusive and feels like it belongs in the present. Right now, it's all about muted color schemes, curated accessories and furniture with clean lines and soft edges. Work with natural elements, industrial accents and subtle prints to add your own distinctive warmth and charm.

Featured: Jura Prime
Conch Cream
Pg no. 85

Other Recommendations:



Gianna
Roast Brown

pg. 82



Avancer Prime Anti-Dust
Conch Cream

pg. 70

Despite the misleading name, modern styling is rooted somewhere in the mid-20th century. Clean lines, curated pieces and a refined, unfussy approach is what it's all about. Focus on a handful of earthy tones with wood, stone or metal accents to bring it to life.

Other Recommendations:



SilentPro Blossom Matte Black pg. 29



SilentPro Enso Chestnut Wood pg. 33



Jura Designer Dark Cherry Wood pg. 71

Featured: SilentPro Enso Silk White | Pg no. 30

MODERN DECOR





INDUSTRIAL DECOR

Born from the foundations of old warehouses, factories and mills, this style focuses on staying close to the raw nature of space. High ceilings, open plan formats, high-contrast art pieces, darker color palettes and plenty of metal create a look that's polished yet ever welcoming and casual.

Featured: Senoprime
Roast Brown
Pg no. 80

Other Recommendations:



Gianna
Roast Brown

pg. 82



Versa
Grey Chrome

pg. 79



Aura Prime
Onyx

pg. 73

'Champagne kisses and caviar dreams' - luxe styling is all about sophisticated self-expression, plush ornamentation and most of all - balance. Maximise comfort while adding enough interest and warmth through rich fabrics, edited accents and clean, nude palettes. There's room for everyone from the Zen-loving modernists to the whimsical maximalists to make their own style statement.

Other Recommendations:



Energy Stylus
Gloss White

pg. 40



Avancer Prime
Conch Cream

pg. 70

Featured: Aura2 Prime Anti-Dust Pearl White Titanium | Pg no. 66

LUXURIOUS DECOR





ETHNIC DECOR

Recreating the warmth and charm of India is easy when you start with the right foundation. Choose custom-made pieces that show off your connection to the culture and handicrafts and add motifs that bring back memories of ancestral bungalows and grandma's colorful saris. Finally, temper it all by sticking to a handful of colors, earthy elements and plenty of natural lighting.

Featured: Aura2 Designer
3d Pearl White
Pg no. 63

Other Recommendations:



Rapidus
Knight Blue

pg. 79



Energy Stylus
Toast Brown

pg. 40



Toro
Warm Grey

pg. 80

Scandinavia-inspired, uncluttered and stylish; minimalism embodies the idea of doing more with less. While the word might conjure up visions of monochrome rooms with sparse décor, it has evolved into multiple versions that include bohemian underpinnings, retro touches and punchy color accents.

Other Recommendations:



Aura2 Prime
Pearl White Titanium pg. 66



Aura2 Prime
Pearl White pg. 67



Montania
White pg. 94

Featured: SilentPro Enso Chestnut Wood | Pg no. 33

MINIMALIST DECOR





TRADITIONAL DECOR

Keep it simple and unruffled. Everything about this décor is refined and classic. From the color choices to the furniture choices and placement symmetry, this look is all about comfort without being crowded. There are no wild cards here, just rich details and dependable harmony.

Featured: Infinia Antique Brass
Pg no. 58

Other Recommendations:



Stylus
Gloss Black

pg. 40



Optimus
Copper Gleam

pg. 97

This design style relies on finding beauty and elegance in clean, uncluttered spaces that are still distinct and evocative. Function and form, work shoulder-to-shoulder in this aesthetic which values geometric shapes, lots of texture and neutral backdrops in new and ever-evolving ways.

Other Recommendations:



SilentPro Enso
Silk White

pg. 30



Aura2 Prime
Pearl White

pg. 67

Featured: Toro Silver Magic White | Pg no. 78

SCANDINAVIAN DECOR





SILENTPRO FANS

The SilentPro range, with all new aesthetics and aerodynamic ABS body is designed to deliver Superior Air Comfort with reduced noise levels. SilentPro fans are 2X more Silent* than regular fans and are powered by the highly Energy Efficient ActivBLDC motor.



NEW



Denim Blue

BLOSSOM SMART



- Fluidic Design with aerodynamic ABS body
- Safety cable for more secure installation
- 12 W LED Underlight with three modes - Warm, Natural, Cool with dimming options
- Operate the fan from anywhere with mobile app
- Voice control via Alexa, OK Google
- Ceiling adjustable telescopic mounting for height adjustment

Star Rating	Sweep (mm)	Power Inputs (Watts)	Speed (RPM)	Air Delivery (CMM)
5 Star	1200	40 W	300	245

Room Type - Bedroom. Living Room.

Other Recommendations:



Glossy White



Mocha Brown

*5 years warranty on the Motor and 3 years warranty on the Printed Circuit Board (PCB)

Operate from anywhere



Natural Breeze Mode

Activate breeze mode through mobile app to recreate the natural breeze effect, wherein the fan speed steps up from 3 to 5 and back to speed 3 step-wise every 30 seconds.



The All New Sleep Mode

Sleep mode with a difference. By activating, the fan will reduce its speed step-wise every 90 minutes and continue to rotate at speed 1 to provide a silent and peaceful sleep through the night.



2X MORE SILENT AT 52 dB**

Decibels Noise levels in dB	10 dB	30 dB	50 dB	70 dB	90 dB
Reference	Normal Breathing	Soft Whisper	A Quiet Home	Loud Conversation	Hand Blender

POINT ANYWHERE SMART REMOTE

No need to point at the fan to operate like ordinary remotes



-  MULTI-PAIRING REMOTE FUNCTION
-  INTELLIGENT MEMORY FUNCTION
-  SLEEP WELL TIMER FUNCTION




ACTIVBLDC
HEART OF HIGH PERFORMANCE TECHNOLOGY

50%
Savings on
Electricity
Cost*

SILENTPRO BLOSSOM
40 W
₹ 1,520
(Electricity bill per annum)

CONVENTIONAL FAN
80 W
₹ 3,040
(Electricity bill per annum)

What makes Crompton ActivBLDC Superior?

-  High Power Factor of 0.98 for 98% effective energy utilization#
-  90V - 300V Wide Voltage Range#
-  5 Year Warranty*

	Conventional Fan	Crompton SILENTPRO enso
Power Consumption	80 W	40 W
Hours of Usage per day	16	16
KW/hr Units per day (Power X Hours / 1000)	1.28	0.64
Electricity Bill per day (₹) ₹ 6.5 / unit	₹ 8.32	₹ 4.16
Electricity Bill per annum (₹)	₹ 3,040	₹ 1,520
Annual Savings on 1 Fan	₹ 1,520 /-	
Annual Savings on 4 Fans	₹ 6,080 /-	

**Most regular ceiling fans operate at 64 dB. Every increase of 10 dB in noise level is perceived to be twice as loud. SilentPro operates at 52 dB level thereby making it twice more silent than its conventional counterparts. *Upto 50% Energy Saving as compared to a regular ceiling fan operating at the same RPM. ^ 5 years warranty on the Motor and 3 years warranty on the Printed Circuit Board (PCB)



BLOSSOM



- Fluidic Design with aerodynamic ABS body
- Safety cable for more secure installation
- 12 W LED Underlight with three modes - Warm, Natural, Cool
- Easy to clean- anti-dust fan
- Works with point anywhere smart remote
- Ceiling adjustable telescopic mounting

Star Rating	Sweep (mm)	Power Inputs (Watts)	Speed (RPM)	Air Delivery (CMM)
5 Star	1200	39 W	300	240

Room Type - Bedroom, Living Room.

Other Recommendations:



White



English Rose

*5 years warranty on the Motor and 3 years warranty on the Printed Circuit Board (PCB)



POINT ANYWHERE SMART REMOTE

MULTI-PAIRING REMOTE FUNCTION

INTELLIGENT MEMORY FUNCTION

SLEEP WELL TIMER FUNCTION

Silk White

ENSO



- Aerodynamic ABS body
- Superior Air Delivery
- Easy to clean - anti-dust fan (in select models)
- 50% Savings on electricity costs
- Works with Point Anywhere Smart Remote
- Also available with IoT - Mobile App function (in select models)

Star Rating	Sweep (mm)	Power Inputs (Watts)	Speed (RPM)	Air Delivery (CMM)
5 Star	900	25 W	320	140
6 Service Value*	1225	40 W	315	240

Room Type - Bedroom. Living Room.

EXPERIENCE SILENCE AND COMFORT



Silent, yet Powerful.

The SilentPro Enso, with its all new aesthetics is designed to deliver high air delivery with reduced noise levels. The aerodynamic design of the ABS body reduces the air friction, thereby increasing the number of rotations per minute and assuring high performance in silence.



Experience Comfort.

At an air delivery of 240 CMM, SilentPro Enso delivers air comfort that rivals the best of the conventional fans available in the market. The fluidic seamless design of the blades is modelled to ensure high air delivery - delivering comfort to you when you need it.

*5 years warranty on the Motor and 3 years warranty on the Printed Circuit Board (PCB)
 *The service value of this fan is 6 which is equivalent to 5 Star performance for 1200mm fan.

Color Range



SMART

Option available with
IoT-Mobile App

Silk White



SMART

Option available with
IoT-Mobile App

All White



Charcoal Grey



Mist White



Chestnut Wood



All White
(900mm)



Silk White
(900mm)



ENERGION FANS

Introducing Crompton's range of Energy Efficient fans powered by ActivBLDC motor technology that ensures up to 50% Electricity Savings* as compared to conventional fans.








Energion Groove Regmote Dark Cherrywood

ENERGION FANS

SAVE UP TO
₹7000**
EVERY YEAR

With Crompton's range of energy efficient fans
On an average use of 4 fans

What makes Crompton ActivBLDC Superior?

-  High Power Factor of 0.98 for 98% effective energy utilization
-  90V - 300V Wide Voltage Range
-  5 Year Warranty*

Conventional Fan

ENERGION GROOVE REGMOTE

Power Consumption	75 W	28 W
Hours of Usage per day	16	16
Electricity Rate (KWH)	₹ 6.50	₹ 6.50
Electricity Bill (Per day per fan)	₹ 7.80	₹ 2.91
Electricity Bill per annum	₹ 2,850	₹ 1,100

Annual Savings on 1 Fan

₹ 1,750 /-

Annual Savings on 4 Fans

₹ 7,000 /-

**Usage of 16 hrs/day @ Rs.6.5/unit. On an average use of 4 Fans 28W BLDC Motor of Energion Groove Regmote vs Traditional 75W Induction Motor.

*5 years warranty on the Motor and 3 years warranty on the Printed Circuit Board (PCB)



Shimmer Brown



**POINT ANYWHERE
SMART REMOTE**

- MULTI-PAIRING REMOTE FUNCTION
- INTELLIGENT MEMORY FUNCTION
- SLEEP WELL TIMER FUNCTION



Scan to know more



ROVERR SMART

- Powerful motor with ActivBLDC technology consuming only 37W
- 12W Warm LED underlight with 3 dimming options to suit your mood and décor
- Fluidic telescopic design compatible with all types of ceilings
- Attracts 50% lesser dust than normal fans

Star Rating	Sweep (mm)	Power Inputs (Watts)	Speed (RPM)	Air Delivery (CMM)
5 Star	1200	37 W	360	230

Room Type - Living Room, Bedroom.

Color Range



Pristine White



Knight Blue

*5 years warranty on the Motor and 3 years warranty on the Printed Circuit Board (PCB)



Champagne Gold



**POINT ANYWHERE
SMART REMOTE**

-  MULTI-PAIRING REMOTE FUNCTION
-  INTELLIGENT MEMORY FUNCTION
-  SLEEP WELL TIMER FUNCTION



Scan to know more

**ROVERR
UNDERLIGHT**




- Powerful motor with ActivBLDC technology consuming only 37W
- 12W Warm LED underlight with 3 dimming options to suit your mood and décor
- Fluidic telescopic design compatible with all types of ceilings
- Attracts 50% lesser dust than normal fans

Star Rating	Sweep (mm)	Power Inputs (Watts)	Speed (RPM)	Air Delivery (CMM)
5 Star	1200	37 W	360	230

Room Type - Living Room, Bedroom.

Color Range



Pristine White



Matte Black

*5 years warranty on the Motor and 3 years warranty on the Printed Circuit Board (PCB)



Matte Black



**POINT ANYWHERE
SMART REMOTE**



MULTI-PAIRING
REMOTE FUNCTION



INTELLIGENT
MEMORY FUNCTION



SLEEP WELL TIMER
FUNCTION

ROVERR



- Powerful motor with ActivBLDC technology consuming only 37W
- Fluidic telescopic design compatible with all types of ceilings
- Attracts 50% lesser dust than normal fans

Star Rating	Sweep (mm)	Power Inputs (Watts)	Speed (RPM)	Air Delivery (CMM)
5 Star	1200	37 W	360	230

Room Type - Living Room, Bedroom.

Color Range



Pristine White



Champagne Gold

*5 years warranty on the Motor and 3 years warranty on the Printed Circuit Board (PCB)



Gloss Black



**POINT ANYWHERE
SMART REMOTE**



MULTI-PAIRING
REMOTE FUNCTION



INTELLIGENT
MEMORY FUNCTION



SLEEP WELL TIMER
FUNCTION



Scan to know more

STYLUS


- BEE 5 STAR Rated fan
- 50% Savings on electricity costs
- Attracts 50% Lesser dust than Normal Fans
- Point Anywhere Smart Remote



Star Rating	Sweep (mm)	Power Inputs (Watts)	Speed (RPM)	Air Delivery (CMM)
5 Star	1200	35 W	370	220

Room Type - Living Room, Bedroom.

Color Range



Toast Brown



Gloss White


*5 years warranty on the Motor and 3 years warranty on the Printed Circuit Board (PCB)



**POINT ANYWHERE
SMART REMOTE**

- MULTI-PAIRING
REMOTE FUNCTION
- INTELLIGENT
MEMORY FUNCTION
- SLEEP WELL TIMER
FUNCTION

Mushroom Grey



Scan to know more

Majolica Blue



STYLUS SMART

- BEE 5 star rated fan
- 50% savings on Electricity cost
- Operate from anywhere with mobile app
- Voice control via Alexa, Ok Google



Star Rating	Sweep (mm)	Power Inputs (Watts)	Speed (RPM)	Air Delivery (CMM)
5 Star	1200	35 W	370	220

Room Type - Living Room. Bedroom.

*5 years warranty on the Motor and 3 years warranty on the Printed Circuit Board (PCB)

NEW



Birken Effect

POINT ANYWHERE SMART REMOTE

-  MULTI-PAIRING REMOTE FUNCTION
-  INTELLIGENT MEMORY FUNCTION
-  SLEEP WELL TIMER FUNCTION



AURA 2

- Powerful Motor with ActivBLDC technology consuming only 36W
- 50% Savings on Electricity Costs
- Best in Class Air Delivery
- Point Anywhere Smart Remote

Star Rating	Sweep (mm)	Power Inputs (Watts)	Speed (RPM)	Air Delivery (CMM)
5 Star	1200	36 W	370	225

Room Type - Living Room, Bedroom.

Color Range



Irish Coffee



Pearl White
Rose Gold



Titanium Effect
Rose Gold

*5 years warranty on the Motor and 3 years warranty on the Printed Circuit Board (PCB)



Coffee Brown



POINT ANYWHERE SMART REMOTE

- MULTI-PAIRING REMOTE FUNCTION
- INTELLIGENT MEMORY FUNCTION
- SLEEP WELL TIMER FUNCTION



GROOVE PLUS

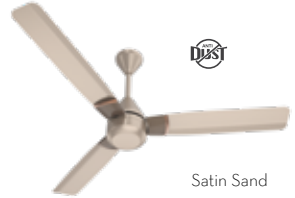


- BEE 5 STAR Rated Fan
- Safety Cable for more secure installation
- 50% Savings on Electricity Costs
- Best in Class Air Delivery
- Point Anywhere Smart Remote

Star Rating	Sweep (mm)	Power Inputs (Watts)	Speed (RPM)	Air Delivery (CMM)
5 Star	900	28 W	530	180
5 Star	1200	28 W	350	220


Room Type - Living Room, Bedroom.

Color Range



*5 years warranty on the Motor and 3 years warranty on the Printed Circuit Board (PCB)

NEW



Brown



POINT ANYWHERE SMART REMOTE

-  MULTI-PAIRING REMOTE FUNCTION
-  INTELLIGENT MEMORY FUNCTION
-  SLEEP WELL TIMER FUNCTION

GROOVE REGMOTE

- BEE 5 STAR Rated fan
- Compatible with both Remote & Home wall Regulator**
- 60% Savings on electricity costs
- Compatible with home wall regulator
- Best in class air delivery
- Anti-Dust - In select models only




Star Rating	Sweep (mm)	Power Inputs (Watts)	Speed (RPM)	Air Delivery (CMM)
5 Star	1200	28 W	350	220

Room Type - Living Room, Bedroom.


*5 years warranty on the Motor and 3 years warranty on the Printed Circuit Board (PCB)

**Compatible with 80w step regulator.

Color Range
Anti-Rust



Ivory



Opal White



Light Pinewood




Dark Cherrywood

Color Range
Anti-Dust



Coffee Brown




Satin Sand



Onyx



Conch Cream



Titanium Effect

NEW



Bakers Brown

POINT ANYWHERE SMART REMOTE

-  MULTI-PAIRING REMOTE FUNCTION
-  INTELLIGENT MEMORY FUNCTION
-  SLEEP WELL TIMER FUNCTION




JURA

- Powerful Motor with ActivBLDC technology consuming only 36W
- 50% Savings on Electricity Costs
- Best in Class Air Delivery
- Point Anywhere Smart Remote

Star Rating	Sweep (mm)	Power Inputs (Watts)	Speed (RPM)	Air Delivery (CMM)
5 Star	1200	36 W	370	225

Room Type - Living Room, Bedroom.

Color Range



*5 years warranty on the Motor and 3 years warranty on the Printed Circuit Board (PCB)



Brown



**POINT ANYWHERE
SMART REMOTE**

 MULTI-PAIRING
REMOTE FUNCTION

 INTELLIGENT
MEMORY FUNCTION

 SLEEP WELL TIMER
FUNCTION



Scan to know more



HS

- BEE 5 STAR Rated fan
- 50% Savings on electricity costs
- Point Anywhere Smart Remote

Star Rating	Sweep (mm)	Power Inputs (Watts)	Speed (RPM)	Air Delivery (CMM)
5 Star	1200	35 W	370	220

Room Type - Living Room. Bedroom.

Color Range



Ivory



White



White

RIVIERA



- BEE 5 STAR Rated fan
- 50% Savings on electricity costs
- Compatible with home wall regulator

Star Rating	Sweep (mm)	Power Inputs (Watts)	Speed (RPM)	Air Delivery (CMM)
5 Star	1200	32 W	360	220
5 Star	1400	35 W	270	275

Room Type - Living Room, Bedroom.

Color Range



Brown



Ivory



Mystic Brown

**POINT ANYWHERE
SMART REMOTE**

-  MULTI-PAIRING
REMOTE FUNCTION
-  INTELLIGENT
MEMORY FUNCTION
-  SLEEP WELL TIMER
FUNCTION



Scan to know more

COOKIE



- Powerful motor with ActivBLDC technology consuming only 35W
- 50% Savings on Electricity Costs
- Best in Class Air Delivery
- Point Anywhere Smart Remote

Star Rating	Sweep (mm)	Power Inputs (Watts)	Speed (RPM)	Air Delivery (CMM)
5 Star	1200	35 W	340	225

Room Type - Living Room, Bedroom.

Color Range



White




Ivory

Color Range



Black & Ivory



Black & White



Dark Cherrywood



Light Pinewood



Matte Black

NEW



Brown

HS DURO

- BEE 5 STAR Rated fan
- 50% Savings on electricity costs



Star Rating	Sweep (mm)	Power Inputs (Watts)	Speed (RPM)	Air Delivery (CMM)
5 Star	1200	36 W	380	216

Room Type - Living Room, Bedroom.

Color Range



White



Ivory



LUXIAN FANS

Crompton's Lifestyle range of fans with Royal décor with Underlight options that offer opulent comfort





Black Chrome



URANUS

- Magnificent carvings for a royal décor.
- Decorative lampshades to enhance beauty.
- Convenient pull cord for speed and light control.

Room Area (sq.ft)	Sweep (mm)	Power Inputs (Watts)	Speed (RPM)	Air Delivery (CMM)
156	1235	80	320	220

Room Type - Living Room, Bedroom.

Colour Range



Ivory



Antique Brass

LUXIAN

NEBULA

- Magnificent carvings for a royal décor.
- Decorative lampshades to enhance beauty.
- Convenient pull cord for speed and light control.



Room Area (sq.ft)	Sweep (mm)	Power Inputs (Watts)	Speed (RPM)	Air Delivery (CMM)
156	1235	80	320	220

Room Type - Living Room. Bedroom.



JUPITER



- Magnificent carvings for a royal décor.
- Decorative lampshades to enhance beauty.
- Convenient pull cord for speed and light control.

Room Area (sq.ft)	Sweep (mm)	Power Inputs (Watts)	Speed (RPM)	Air Delivery (CMM)
156	1235	80	320	220

Room Type - Living Room. Bedroom.



Brass



CAIRO

- Big Motor with Stationary bottom end shield for robust and superior aesthetics
- Electroplated finish to complement Antique interiors
- Aerodynamically designed blades for superior air delivery

Star Rating	Sweep (mm)	Power Inputs (Watts)	Speed (RPM)	Air Delivery (CMM)
1 Star	1200	55	370	220

Room Type - Living Room, Bedroom.

Color Range



Copper



Antique Copper
(Electroplated)



INFINIA

- Contemporary design to complement modern décor.
- Electroplated finish for superior aesthetics.
- Aerodynamically designed blades for superior air delivery

Star Rating	Sweep (mm)	Power Inputs (Watts)	Speed (RPM)	Air Delivery (CMM)
1 Star	1200	55	370	220

Room Type - Living Room, Bedroom.

Color Range



Spanish Green
(Matte)



Antique Brass
(Electroplated)



PREMION FANS

Spruce up your interiors with Crompton's
Premium & Designer range of fans





Pearl White Titanium

AURA2

Aura2 comes with a 5 year warranty powered by Duratech technology. Duratech uses premium components, designed to deliver a superlative performance over the years.

Here's a quick look at the key components that form the core of the Duratech technology.

Duratech comprises of:



High Endurance Box Capacitor

Aura2's high-endurance box capacitor, with a patented adapter, ensures superior performance over a longer period as compared to ordinary oil-filled tube-type capacitors.



Dual Coat Winding

Dual-coat winding, offers double protection, ensuring better insulation and abrasion resistance when subjected to high temperatures and sudden overloads. This results in longer durability as compared to ordinary winding.



High Grade EMQ Bearing

EMQ bearings used for the Aura2 motor are the highest-grade bearings available for fans. They are silent and smooth, and have the additional advantage of reduced friction and vibration.



High Standard Hybrid Steel

Aura2 fans use hybrid steel which is highly compatible with electric motors. The composition and the thickness of the steel ensures fan durability and efficiency.



Birken Effect

PREMIUM

Lotus Design

AURA2 DESIGNER 3D



- Elegant design to compliment modern décor
- Safety cable for more secure installation
- Broad and aerodynamically designed blades for high air delivery
- Metallic finish with anti-corrosive blade & body

Star Rating	Sweep (mm)	Power Inputs (Watts)	Speed (RPM)	Air Delivery (CMM)
1 Star	1200	55 W	370	225

Room Type - Living Room. Bedroom.

Color Range



Pearl White



Bakers Brown



Brocade Design

AURA2 DESIGNER 2D



- Elegant design to compliment modern décor
- Safety cable for more secure installation
- Broad and aerodynamically designed blades for high air delivery
- Metallic finish with anti-corrosive blade & body

Star Rating	Sweep (mm)	Power Inputs (Watts)	Speed (RPM)	Air Delivery (CMM)
1 Star	1200	55 W	370	225

Room Type - Living Room, Bedroom.

Color Range



Birken Effect



Rose Gold



Pearl White



Arab Design

PREMIUM

AURA2 DESIGNER 2D

- Elegant design to compliment modern décor
- Safety cable for more secure installation
- Broad and aerodynamically designed blades for high air delivery
- Metallic finish with anti-corrosive blade & body



Star Rating	Sweep (mm)	Power Inputs (Watts)	Speed (RPM)	Air Delivery (CMM)
1 Star	1200	55 W	370	225

Room Type - Living Room, Bedroom.

Color Range



Titanium



Rose Gold



AURA2 PRIME



- Elegant design to compliment modern décor
- Broad and aerodynamically designed blades for high air delivery
- Metallic finish with anti-corrosive blade & body
- Available in 600mm, 900mm, 1050mm - in select colors only

Star Rating	Sweep (mm)	Power Inputs (Watts)	Speed (RPM)	Air Delivery (CMM)
-	600	65 W	875	120
1 Star	900	44 W	390	140
1 Star	1050	56 W	370	180
1 Star	1200	55 W	370	225

Room Type - Living Room, Bedroom.

Color Range



Pearl White Titanium



Bakers Brown

Color Range



PREMIUM

Color Range





Oakwood



AURA2 DESIGNER WOODEN



- Elegant design to compliment modern décor
- Safety cable for more secure installation
- Broad and aerodynamically designed blades for high air delivery
- Wooden finish with anti-corrosive blade & body

Star Rating	Sweep (mm)	Power Inputs (Watts)	Speed (RPM)	Air Delivery (CMM)
1 Star	1200	55 W	370	225

Room Type - Living Room. Bedroom.

Color Range



Pearl Ivory Wood



Cocoa Gold



AVANCER PRIME

- Unique angular motor design to spruce up your interiors
- Broad and aerodynamically designed blades for high air delivery
- Metallic finish with anti-corrosive blade & body
- Available in 900mm, 1050mm, 1400mm - in select colors only

Star Rating	Sweep (mm)	Power Inputs (Watts)	Speed (RPM)	Air Delivery (CMM)
1 Star	900	44 W	390	140
1 Star	1050	56 W	370	180
1 Star	1200	55 W	370	226
1 Star	1400	60 W	300	250

Room Type - Kitchen. Bedroom. Living Room.

Color Range



Conch Cream



Bakers Brown



Dark Cherry Wood

PREMIUM

JURA DESIGNER



- Unmatched beauty of wooden finish
- Broad and aerodynamically designed blades for high air delivery

Star Rating	Sweep (mm)	Power Inputs (Watts)	Speed (RPM)	Air Delivery (CMM)
1 Star	1200	55 W	370	225

Room Type - Living Room, Bedroom.

Color Range



White Oak



Titanium Effect

AURA PRIME



- Contemporary design with decorative trims
- Broad and aerodynamically designed blades for high air delivery
- Metallic finish with anti-corrosive blade & body
- Available in 600mm, 900mm, 1400mm - in select colors only

Star Rating	Sweep (mm)	Power Inputs (Watts)	Speed (RPM)	Air Delivery (CMM)
-	600	65 W	875	120
1 Star	900	44 W	390	140
1 Star	1200	55 W	370	226
1 Star	1400	60 W	300	250

Room Type - Powder Room. Kitchen. Bedroom. Living Room.

INDIA'S FIRST ANTI-DUST FAN

Color Range




Birken Effect



Dusky Brown



Husky Gold



Butter Scotch



Onyx



HIGHSPEED FANS

Graciously harmonious across modern
design style



NEW



Flame Copper

JAVA



- Superior aesthetics to compliment your interiors
- Broad and aerodynamically designed blades for high air delivery
- Anti-corrosive blade & body

Star Rating	Sweep (mm)	Power Inputs (Watts)	Speed (RPM)	Air Delivery (CMM)
1 Star	1200	52 W	360	215

Room Type - Living Room. Bedroom.

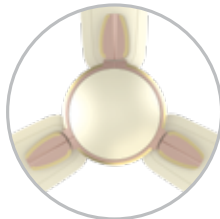
Color Range



Honey Gold



Magic White




Pearl Ivory



Silver Grey

NEW



Tiramisu Brown



RAPIDUS

- Wider Blades for Superior Air delivery
- Anti-Dust Fan
- Anti-Corrosive Aluminium blade and body
- Active Power Technology

Star Rating	Sweep (mm)	Power Inputs (Watts)	Speed (RPM)	Air Delivery (CMM)
1 Star	1200	53 W	370	220

Room Type - Living Room. Bedroom.

Color Range



Knight Blue



Matte Birken




Pearl Grey



Starry White

NEW



Birken Effect



TORO

- Contemporary design to compliment modern décor
- Broad and aerodynamically designed blades for high air delivery
- Anti-corrosive blade & body

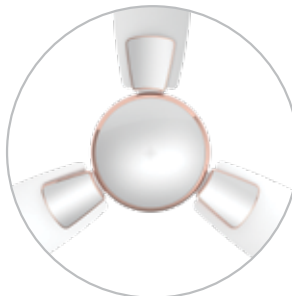
Star Rating	Sweep (mm)	Power Inputs (Watts)	Speed (RPM)	Air Delivery (CMM)
1 Star	1200	51 W	370	220
1 Star	900	41 W	445	135

Room Type - Living Room, Bedroom.

Color Range



Magic Brown



Silver Magic White



Warm Grey



Husky Gold Bronze



VERSA

- Decorative motor ring
- Wider blades for higher air delivery
- Metallic finish with anti-corrosive blade & body

Star Rating	Sweep (mm)	Power Inputs (Watts)	Speed (RPM)	Air Delivery (CMM)
1 Star	1200	52 W	360	215

Room Type - Living Room. Bedroom.

Color Range



Grey Chrome



Pearl White



Tawny Brown



Cool Grey



Roast Brown

SENOPRIME



- Unique petal shaped blades to enhance aesthetics
- Attractive trims to complement modern décor
- Anti-corrosive blade & body

Star Rating	Sweep (mm)	Power Inputs (Watts)	Speed (RPM)	Air Delivery (CMM)
1 Star	900	44 W	390	140
1 Star	1200	55 W	370	225

Room Type - Kitchen, Living Room, Bedroom.



Opal White



SENORITA

- Unique petal shaped blades to enhance aesthetics
- Attractive trims to complement modern décor
- Anti-corrosive blade & body

Star Rating	Sweep (mm)	Power Inputs (Watts)	Speed (RPM)	Air Delivery (CMM)
1 Star	900	44 W	390	140
1 Star	1200	55 W	370	225

Room Type - Kitchen. Living Room. Bedroom.

HIGHSPEED



Ginger Gold

Color Range



Aqua Gold



HS DECORA

- Aerodynamically designed blades for high speed and air delivery
- Superior metallic color options to enhance décor
- Gold ring on canopies
- Anti-corrosive blade & body

Star Rating	Sweep (mm)	Power Inputs (Watts)	Speed (RPM)	Air Delivery (CMM)
1 Star	1200	55 W	370	225

Room Type - Living Room. Bedroom.

NEW



Matte Black





SANTOS

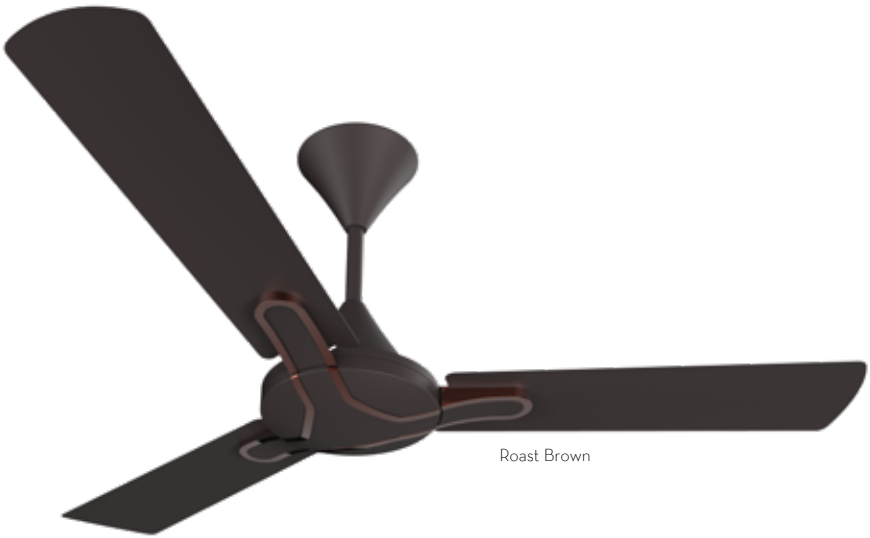
- Heavy motor for superior performance
- Aerodynamically designed wider blades for superior air delivery
- Anti corrosive Aluminium blades and body

Star Rating	Sweep (mm)	Power Inputs (Watts)	Speed (RPM)	Air Delivery (CMM)
1 Star	1200	56 W	380	225

Room Type - Living Room. Bedroom.

Color Range





Roast Brown



GIANNA

- Decorative motor design
- Wider blades for higher air delivery
- Metallic finish with anti-corrosive blade & body
- Available in 600mm & 900mm - in select colors only

Star Rating	Sweep (mm)	Power Inputs (Watts)	Speed (RPM)	Air Delivery (CMM)
-	600	65 W	830	100
1 Star	900	41 W	450	135
1 Star	1200	53 W	380	220

Room Type - Living Room, Bedroom.

Color Range



Pearl White



Tapioca



Walnut Brown



AURA

- Contemporary design to compliment modern décor
- Broad and aerodynamically designed blades for high air delivery
- Anti-corrosive blade & body
- Available in 600mm, 900mm, 1400mm - in select colors only

Star Rating	Sweep (mm)	Power Inputs (Watts)	Speed (RPM)	Air Delivery (CMM)
-	600	65 W	875	120
1 Star	900	44 W	390	140
1 Star	1200	55 W	370	225
1 Star	1400	60 W	320	250

Room Type - Powder Room. Kitchen. Bedroom. Living Room.

Color Range



New White



Brown



Conch Cream



JURA PRIME

- Simple, yet elegant fan with anti-dust properties
- Preferred choice of Interior designers
- Available in 600mm, 900mm, 1050mm, 1400mm - in select colors only


Star Rating	Sweep (mm)	Power Inputs (Watts)	Speed (RPM)	Air Delivery (CMM)
-	600	65 W	875	120
1 Star	900	44 W	390	140
1 Star	1050	56 W	370	180
1 Star	1200	55 W	370	225
1 Star	1400	60 W	320	250

Room Type - Living Room. Bedroom.

Color Range
Gloss



Bakers Brown



Pearl Silver White

Color Range
Matte



Irish Coffee



Birken



Denim Blue



Matte Black

NEW



Smoked Brown



HIGHSPEED

HS PLUS 3 STAR

- Anti Corrosive blade and body
- Performance meets energy efficiency

Star Rating	Sweep (mm)	Power Inputs (Watts)	Speed (RPM)	Air Delivery (CMM)
3 Star	1200	43 W	380	218

Room Type - Living Room, Bedroom.

Color Range



Opal White



Ivory

Coming soon in



Smoke Brown



Matte Blue



Matte Black



Brown



HS

- Standard model with excellent performance
- Unique gold line on motor
- Anti-corrosive blade & body

Star Rating	Sweep (mm)	Power Inputs (Watts)	Speed (RPM)	Air Delivery (CMM)
-	600	65 W	900	120
1 Star	900	44 W	390	140
1 Star	1050	56 W	370	180
1 Star	1200	55 W	370	225
1 Star	1400	62 W	300	260

Room Type - Powder Room. Kitchen. Bedroom. Living Room.

Color Range



Ivory



Opal White

Coming soon in



Smoke Brown



Matte Blue



Matte Black



RIVIERA



- Standard model with excellent performance
- Simplicity in motor design
- Anti-corrosive blade & body

Star Rating	Sweep (mm)	Power Inputs (Watts)	Speed (RPM)	Air Delivery (CMM)
1 Star	900	44 W	390	140
1 Star	1050	56 W	370	180
1 Star	1200	55 W	370	225
1 Star	1400	62 W	300	260

Room Type - Kitchen, Bedroom, Living Room.

Color Range



Coming soon in Smoke Brown Matte Blue Matte Black



Opal White



HS PLUS

- Standard model with excellent performance
- Anti-corrosive blade & body

Star Rating	Sweep (mm)	Power Inputs (Watts)	Speed (RPM)	Air Delivery (CMM)
1 Star	1200	53 W	370	218

Room Type - Living Room, Bedroom.

Color Range



Brown



Ivory

Coming soon in



Smoke Brown



Matte Blue



Matte Black



Brown



DASHER 425

- Standard model with excellent performance
- Highspeed 425 RPM
- Anti-corrosive blade & body

Star Rating	Sweep (mm)	Power Inputs (Watts)	Speed (RPM)	Air Delivery (CMM)
1 Star	1200	52 W	425	210

Room Type - Powder Room, Kitchen, Bedroom, Living Room.

Color Range



White



Ivory

Coming soon in




Smoke Brown



Matte Blue



Matte Black



SUREBREEZE FANS

Everyday range of ceiling fans with Crompton's assured & long lasting performance



NEW



Smoked Brown



MONTANIA

- Decorative trims on blade to compliment a chic décor
- Surebreeze fan with excellent performance


Star Rating	Sweep (mm)	Power Inputs (Watts)	Speed (RPM)	Air Delivery (CMM)
1 Star	1200	52 W	380	210

Room Type - Living Room, Bedroom.

Color Range



Gilded Beige



White

NEW



Brown Gold Shimmer



OPTIMUS

- Active power technology
- Anti-corrosive blade & body

Star Rating	Sweep (mm)	Power Inputs (Watts)	Speed (RPM)	Air Delivery (CMM)
1 Star	1200	53 W	365	215

Room Type - Powder Room. Living Room. Bedroom.

Color Range



Copper Gleam



Matte Cloud White



Shimmer Carbon

NEW



Smoked Brown



DIEGO (NEW AVATAR)

- Anti corrosive Blade and body
- Wider Blades
- Smooth and elegant design with chrome trims

Star Rating	Sweep (mm)	Power Inputs (Watts)	Speed (RPM)	Air Delivery (CMM)
1 Star	1200	53 W	380	210

Room Type - Living Room. Bedroom.

Color Range





Coral Gold



Mink Brown

SUREBREEZE

ARIYA BRIZ PRIME

- Decorative trims on blade and motor to compliment your interiors
- Available in 600mm - in select colors only



Star Rating	Sweep (mm)	Power Inputs (Watts)	Speed (RPM)	Air Delivery (CMM)
-	600	64 W	850	120
1 Star	1200	52 W	380	210

Room Type - Living Room. Bedroom.



Smoked Brown



SUPER BRIZ DECO

- Decorative trims on blade and motor to enhance any home décor
- Surebreeze fan with excellent performance

Star Rating	Sweep (mm)	Power Inputs (Watts)	Speed (RPM)	Air Delivery (CMM)
-	600	65 W	850	115
1 Star	900	43 W	450	135
1 Star	1200	52 W	390	210
1 Star	1400	60 W	290	246

Room Type - Kitchen, Bedroom, Living Room.

Color Range



Birken Ivory



Silver White



Birken White



Brown



Ivory

PAVAN DECO

- Decorative trims on blade and motor to compliment your interiors
- Available in select markets only



Star Rating	Sweep (mm)	Power Inputs (Watts)	Speed (RPM)	Air Delivery (CMM)
1 Star	1200	52 W	380	210

Room Type - Living Room. Bedroom.



Brown

ARIYA BRIZ



- Attractive gold ring on motor
- Anti-corrosive blade & body
- Surebreeze fan with excellent performance


Star Rating	Sweep (mm)	Power Inputs (Watts)	Speed (RPM)	Air Delivery (CMM)
-	600	64 W	850	120
1 Star	1200	52 W	380	210

Room Type - Powder Room. Living Room. Bedroom.

Color Range



White



Ivory

Coming soon in



Smoke Brown



Matte Blue



Matte Black



Lustre Brown

COOL BREEZE

- Attractive gold ring on motor
- Anti-corrosive blade & body
- Surebreeze fan with excellent performance
- Available in 600mm, 900mm, 1400mm - in select colors only



Star Rating	Sweep (mm)	Power Inputs (Watts)	Speed (RPM)	Air Delivery (CMM)
-	600	55 W	860	110
1 Star	900	40 W	450	130
1 Star	1200	52 W	380	210
1 Star	1400	60 W	320	245

Room Type - Powder Room. Kitchen. Bedroom. Living Room.

Color Range



Ivory



Opal White

Coming soon in



Smoke Brown



Matte Blue



Matte Black



Brown



BRIZ AIR

- Attractive gold ring on motor
- Surebreeze fan with excellent performance
- Available in 600mm, 900mm, 1050mm, 1400mm - in select colours only

Star Rating	Sweep (mm)	Power Inputs (Watts)	Speed (RPM)	Air Delivery (CMM)
-	600	62 W	850	115
1 Star	900	43 W	450	135
1 Star	1050	52 W	370	165
1 Star	1200	52 W	380	210
1 Star	1400	60 W	300	246

Room Type - Powder Room. Kitchen. Bedroom. Living Room.

Color Range



Ivory



Opal White

Coming soon in



Smoke Brown



Matte Blue



Matte Black



Opal White



PAVAN NEO

Coming soon in



Smoke Brown



Matte Blue



Matte Black

- Attractive gold ring on motor
- Surebreeze fan with excellent performance
- Available in select markets only

Also available in



Lustre Brown



Ivory

Star Rating	Sweep (mm)	Power Inputs (Watts)	Speed (RPM)	Air Delivery (CMM)
1 Star	1200	52 W	380	210

Room Type - Powder Room, Living Room, Bedroom.



Lustre Brown



Opal White



WWPS


- ISI marked fan
- Surebreeze fan with excellent performance

Star Rating	Sweep (mm)	Power Inputs (Watts)	Speed (RPM)	Air Delivery (CMM)
1 Star	1200	50 W	350	210

Room Type - Living Room, Bedroom.



Opal White



Lustre Brown

WWHE



- ISI marked fan
- Surebreeze fan with excellent performance

Star Rating	Sweep (mm)	Power Inputs (Watts)	Speed (RPM)	Air Delivery (CMM)
1 Star	1200	50 W	350	210
1 Star	1400	60 W	300	245

Room Type - Living Room, Bedroom.



Opal White



EMPOWER

- National Energy Conservation Award for Energy efficient fan from BEE
- ISI compliant fan
- Surebreeze fan with excellent performance

Star Rating	Sweep (mm)	Power Inputs (Watts)	Speed (RPM)	Air Delivery (CMM)
1 Star	1200	50 W	370	210

Room Type - Living Room, Bedroom.

SUREBREEZE



Opal White



ENTRUST

- National Energy Conservation Award for Energy efficient fan from BEE
- Surebreeze fan with excellent performance

Star Rating	Sweep (mm)	Power Inputs (Watts)	Speed (RPM)	Air Delivery (CMM)
1 Star	1200	50 W	370	215

Room Type - Living Room, Bedroom.



Lustre Brown

SEA BREEZE



- Surebreeze fan with excellent performance
- Available in select markets only

Star Rating	Sweep (mm)	Power Inputs (Watts)	Speed (RPM)	Air Delivery (CMM)
1 Star	1200	52 W	380	210

Room Type - Living Room, Bedroom.

Color Range



Opal White



Ivory

Coming soon in



Smoke Brown



Matte Blue



Matte Black



Lustre Brown

SEA WIND



- Surebreeze fan with excellent performance
- Available in select markets only

Star Rating	Sweep (mm)	Power Inputs (Watts)	Speed (RPM)	Air Delivery (CMM)
1 Star	1200	52 W	400	210

Room Type - Living Room, Bedroom.

SUREBREEZE

Color Range



Opal White



Ivory

Coming soon in



Smoke Brown



Matte Blue



Matte Black



Opal White

SEA BLISS



- Surebreeze fan with excellent performance
- Available in select markets only

Star Rating	Sweep (mm)	Power Inputs (Watts)	Speed (RPM)	Air Delivery (CMM)
1 Star	1200	52 W	400	210

Room Type - Living Room, Bedroom.

Color Range



Brown



Ivory

Coming soon in



Smoke Brown



Matte Blue



Matte Black

NEW



Lustre Brown

STAR DRIFT



- Simplicity in its purest form.
- Surebreeze fan with excellent performance
- Available in select markets only
- Elegance and Simplistic Décor

Star Rating	Sweep (mm)	Power Inputs (Watts)	Speed (RPM)	Air Delivery (CMM)
1 Star	1200	52 W	400	210

Room Type - Living Room. Bedroom.

SUREBREEZE

Color Range



Opal White



Ivory

Coming soon in



Smoke Brown



Matte Blue



Matte Black

NEW



Lustre Brown



STAR BRIZ

- Simplicity in its purest form.
- Surebreeze fan with excellent performance
- Available in select markets only


Star Rating	Sweep (mm)	Power Inputs (Watts)	Speed (RPM)	Air Delivery (CMM)
1 Star	1200	52 W	400	210

Room Type - Living Room. Bedroom.

Color Range



Opal White



Ivory

Coming soon in



Smoke Brown



Matte Blue



Matte Black

NEW



Lustre Brown

STAR SPEED



- Simplicity in its purest form.
- Surebreeze fan with excellent performance
- Available in select markets only

Star Rating	Sweep (mm)	Power Inputs (Watts)	Speed (RPM)	Air Delivery (CMM)
1 Star	1200	52 W	400	210

Room Type - Living Room. Bedroom.

Color Range



Opal White



Ivory

Coming soon in



Smoke Brown



Matte Blue



Matte Black

NEW



Brown

STAR SPIN

- Simplicity in its purest form.
- Surebreeze fan with excellent performance
- Available in select markets only
- Elegance and Simplistic Décor



Star Rating	Sweep (mm)	Power Inputs (Watts)	Speed (RPM)	Air Delivery (CMM)
1 Star	1200	52 W	400	212

Room Type - Living Room, Bedroom.

Color Range



Opal White



Ivory

Coming soon in



Smoke Brown



Matte Blue



Matte Black



Lustre Brown

WINZER



- Simplicity in its purest form.
- Surebreeze fan with excellent performance
- Available in select markets only

Star Rating	Sweep (mm)	Power Inputs (Watts)	Speed (RPM)	Air Delivery (CMM)
1 Star	1200	52 W	380	210

Room Type - Living Room. Bedroom.

SUREBREEZE

Color Range




Opal White



Ivory

Coming soon in  Smoke Brown  Matte Blue  Matte Black



GALLOP



- Simplicity in its purest form.
- Surebreeze fan with excellent performance
- Available in select markets only

Star Rating	Sweep (mm)	Power Inputs (Watts)	Speed (RPM)	Air Delivery (CMM)
1 Star	1200	52 W	400	210

Room Type - Living Room. Bedroom.

Color Range



Opal White



Ivory

Coming soon in



Smoke Brown



Matte Blue



Matte Black



Luster Brown

PAVAN



- Attractive gold ring on motor
- Surebreeze fan with excellent performance
- Available in select markets only

Star Rating	Sweep (mm)	Power Inputs (Watts)	Speed (RPM)	Air Delivery (CMM)
1 Star	600	60 W	840	135
1 Star	900	41 W	430	100
1 Star	1200	52 W	380	210

Room Type - Powder Room. Living Room. Bedroom.

Color Range



Opal White



Ivory

Coming soon in



Smoke Brown



Matte Blue



Matte Black



Opal White

STAR 220

- Surebreeze fan with excellent performance



Star Rating	Sweep (mm)	Power Inputs (Watts)	Speed (RPM)	Air Delivery (CMM)
1 Star	1200	50 W	360	220

Room Type - Living Room, Bedroom.



Lustr Brown

VERNO



- Simplicity in its purest form.
- Surebreeze fan with excellent performance
- Available in select markets only

Star Rating	Sweep (mm)	Power Inputs (Watts)	Speed (RPM)	Air Delivery (CMM)
1 Star	1200	52 W	380	210

Room Type - Living Room. Bedroom.

Color Range



Opal White



Ivory

Coming soon in



Smoke Brown



Matte Blue



Matte Black





TABLE PEDESTAL WALL FANS

Sleek and sturdy designs with superior air delivery providing maximum comfort to you when you need it





White

Color Range



Black



Black Yellow



Blue White



HIGHSPEED TORPEDO

- Powerful high speed motor
- Range of unique colors
- Thermal overload protection
- Sturdy construction

Sweep (mm)	Power Inputs (Watts)	Speed (RPM)	Air Delivery (CMM)
400	125 W	2100	105

NEW

Color Range



Black Red



White



White Red



Black



GALE CLASSIC

- High speed & superior air delivery
- Thermal overload protection for long lasting motor
- Finger test adhering guards
- Range of unique colors

Sweep (mm)	Power Inputs (Watts)	Speed (RPM)	Air Delivery (CMM)
400	115 W	2100	105

TPW



White

Color Range



Choco Brown



Powder Blue



HIGH FLO WAVE PLUS

- High air delivery
- Improved blade design
- Thermal overload protection for long lasting motor
- Sturdy construction
- Smooth oscillation

Sweep (mm)	Power Inputs (Watts)	Speed (RPM)	Air Delivery (CMM)
400	60 W	1350	85



Crimson Red

Color Range



White



Coffee Brown



HIGH FLO NEO

- Superior air delivery
- Thermal overload protection for long lasting motor
- Smooth oscillation
- Elegant aesthetic

Sweep (mm)	Power Inputs (Watts)	Speed (RPM)	Air Delivery (CMM)
400	58 W	1330	85

NEW



Cool Grey

WAVESTAR

- High air delivery
- Easy to assemble
- Serene dual tone finish
- Thermal overload protection for long lasting motor



Sweep (mm)	Power Inputs (Watts)	Speed (RPM)	Air Delivery (CMM)
400	60 W	1350	80

TPW



White

Color Range



Black



Black Yellow



Blue White

HIGHSPEED TORPEDO

- Powerful high speed motor
- Range of unique colors
- Thermal overload protection
- Sturdy construction



Sweep (mm)	Power Inputs (Watts)	Speed (RPM)	Air Delivery (CMM)
400	125 W	2100	105

NEW



Black Red

Color Range



Black



White Red



White

GALE CLASSIC

- Superior air delivery
- Thermal overload protection for long lasting motor
- Smooth oscillation
- Height adjustment for desired air flow
- Unique range of colors



Sweep (mm)	Power Inputs (Watts)	Speed (RPM)	Air Delivery (CMM)
400	115 W	2100	105

TPW



White

Color Range



Choco Brown



Powder Blue

HIGH FLO WAVE PLUS

- High air delivery
- Thermal overload protection for long lasting motor
- Smooth oscillation
- Height adjustment for desired air flow



Sweep
(mm)

400

Power Inputs
(Watts)

60 W

Speed
(RPM)

1350

Air Delivery
(CMM)

85



Coffee Brown

Color Range



Crimson Red



White

HIGH FLO NEO

- High air delivery
- Thermal overload protection for long lasting motor
- Smooth oscillation
- Unique range of colors



Sweep (mm)	Power Inputs (Watts)	Speed (RPM)	Air Delivery (CMM)
400	58 W	1330	85

NEW



White

WAVESTAR NEO

- High air delivery
- Thermal overload protection for long lasting motor
- Smooth oscillation & unique design
- Height adjustment for desired air flow



Sweep (mm)	Power Inputs (Watts)	Speed (RPM)	Air Delivery (CMM)
400	60 W	1350	85



Silver Black

SSTORM 2

- Superior air delivery
- Thermal protection for long lasting motor
- Royal finish
- Also available in Matte Black



Sweep (mm)	Power Inputs (Watts)	Speed (RPM)	Air Delivery (CMM)
450	90 W	1350	100



Dark Grey

BRIZSTAR FARRATA

- Sturdy metallic base
- Anti-rust aluminium blades
- Height adjustment



Sweep (mm)	Power Inputs (Watts)	Speed (RPM)	Air Delivery (CMM)
500	145 W	1400	125

NEW



Black

BRIZSTAR FARRATA OSC

- Smooth oscillation function
- Height adjustment
- Finger test adhering guards
- Thermal overload protection
- Sturdy metallic base
- Anti-rust aluminium blades



Sweep (mm)	Power Inputs (Watts)	Speed (RPM)	Air Delivery (CMM)
500	150 W	1380	125

TPW

NEW



Olive Green



Mud Brown

PENTA PRO

- Unique five-leaf blade
- Superior air delivery
- Low air cutting noise for silent operation
- Finger test adhering guards
- Serene dual tone finish



Sweep (mm)	Power Inputs (Watts)	Speed (RPM)	Air Delivery (CMM)
400	60 W	1350	85



White

Color Range



Black



Black Yellow



Blue White



HIGHSPEED TORPEDO

- Powerful high speed motor
- Range of unique colors
- Thermal overload protection
- Sturdy construction
- Smooth oscillation
- Also available in 300mm

Sweep (mm)	Power Inputs (Watts)	Speed (RPM)	Air Delivery (CMM)
400	125 W	2100	105

TPW

NEW



Black Red

Color Range



White Red



Black



White

GALE CLASSIC



- Superior air delivery
- Thermal overload protection for long lasting motor
- Smooth oscillation
- Unique range of colors

Sweep (mm)	Power Inputs (Watts)	Speed (RPM)	Air Delivery (CMM)
400	115 W	2100	105



White

Color Range



Choco Brown



Powder blue

HIGH FLO WAVE PLUS



- High air delivery
- Improved blade design
- Smooth oscillation
- Thermal overload protection for long lasting motor

Sweep (mm)	Power Inputs (Watts)	Speed (RPM)	Air Delivery (CMM)
400	60 W	1350	85



White

Color Range



Coffee Brown



Crimson Red

HIGH FLO NEO

- DP blade, low noise operation
- Thermal overload protection for long lasting motor
- Smooth oscillation
- Also available in 300mm



Sweep (mm)	Power Inputs (Watts)	Speed (RPM)	Air Delivery (CMM)
400	58 W	1330	85



Silver Black

SSTORM 2

- Superior air delivery
- Thermal protection for long lasting motor
- Royal finish
- Also available in Matte Black



Sweep (mm)	Power Inputs (Watts)	Speed (RPM)	Air Delivery (CMM)
450	90 W	1350	100

TPW



DOMESTIC EXHAUST FANS

Stylish Metallic and Plastic body options
with powerful suction and low noise
operation





Grey

TRANSAIR / TRANSAIR REVERSIBLE

- With the flick of a switch one can opt for exhaust mode or fresh air mode in Transair Reversible
- Metal bird screen for protection from birds and foreign matter
- Reversible type available in 225mm & 300mm size only

Sweep (mm)	Power Inputs (Watts)	Speed (RPM)	Air Delivery (CMH)
150	50 W	2000	320
225	45 W	1400	720
300	70 W	1380	1600



Grey



DRIFT AIR PLUS

- Sturdy Metal body with Metal blades
- Metal bird screen for protection from birds and foreign matter
- * New variant available with anti-dust coating

Sweep (mm)	Power Inputs (Watts)	Speed (RPM)	Air Delivery (CMH)
150	42 W	2300	400
225	35 W	1370	800
300	48 W	1370	1160



Grey

FLUX AIR

- Sturdy metal body with metal blade. It also comes with corrosion resistant coating on blade & body
- Bird screen for protection from birds and foreign matter

Sweep (mm)	Power Inputs (Watts)	Speed (RPM)	Air Delivery (CMH)
225	31 W	1380	800



White

Color Range



Wood

Can also be mounted on glass panel



NEW MOUNT AIR

- Lightweight and sleek design with ABS body
- Silent operation and superior air flow
- Can be installed on Glass, Wall and Ceiling
- Available in White, Black, Wood, Ivory and Steel colors

Sweep (mm)	Power Inputs (Watts)	Speed (RPM)	Air Delivery (CMH)
100	11 W	2500	120
150	20 W	1500	200



White

Aerodynamic blades for faster speed



Powerful air suction for odourless and clean air



Can also be mounted on glass panel



Light and rust proof body for durability



AXIAL AIR

- Sturdy front grill for additional safety
- 100 and 150mm available in White, Black, Brown & Ivory colour
- 200mm available in White colour

Sweep (mm)	Power Inputs (Watts)	Speed (RPM)	Air Delivery (CMH)
100	12 W	2400	140
150	20 W	1750	275
NEW 200	33 W	1585	700

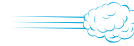


White

Aerodynamic blades for faster speed



Powerful air suction for odourless and clean air



Automatic dust protection shutters for hassle-free hygiene



Light and rust proof body for durability



BRISK AIR NEO

- Sleek design with aerodynamic blades
- Back flaps for prevention of entry of dust and foreign particles.

Sweep (mm)	Power Inputs (Watts)	Speed (RPM)	Air Delivery (CMH)
150	25 W	1350	280
200	27 W	1350	500
250	27 W	1310	800

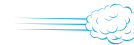


White

Aerodynamic blades for faster speed



Powerful air suction for odourless and clean air



Automatic dust protection shutters for hassle-free hygiene



Light and rust proof body for durability



BRISK AIR PLUS

- Sleek design with aerodynamic blades
- Back flaps for prevention of entry of dust and foreign particles.
- 150 and 200mm available in White, Black, Brown & Ivory colour
- 250mm available in White colour

Sweep (mm)	Power Inputs (Watts)	Speed (RPM)	Air Delivery (CMH)
150	25 W	1300	275
200	30 W	1300	450
NEW 250	35 W	1300	950

NEW



White



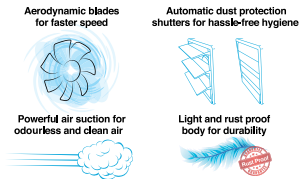
BRISK AIR CM

- Modern Aesthetics
- Automatic louvers
- A ceiling-mount exhaust fan designed with modern aesthetics.
- Suitable to be mounted on false ceilings to elevate your décor.

Sweep (mm)	Power Inputs (Watts)	Speed (RPM)	Air Delivery (CMH)
110	28 W	1400	75




White



VENTILUS

- Automatic Shutter for dust protection.
- Also available in Ivory
- 250mm available only in White

Sweep (mm)	Power Inputs (Watts)	Speed (RPM)	Air Delivery (CMH)
150	25 W	1300	275
200	30 W	1300	450
250	35 W	1300	900



Aerodynamic blades for faster speed



Automatic dust protection shutters for hassle-free hygiene



Powerful air suction for odourless and clean air



Light and rust proof body for durability




VENTILUS HS

- High speed operation
- Automatic shutter for dust protection
- Available in White, Black, Brown and Ivory colour

Sweep (mm)	Power Inputs (Watts)	Speed (RPM)	Air Delivery (CMH)
150	33 W	2400	450
200	38 W	1800	900



PERSONAL AIR CIRCULATORS





Grey

BRASSO

- Excellent air throw
- Rust proof plastic body
- Sleek and sturdy design
- Can be used on wall and ceiling



Sweep (mm)	Power Inputs (Watts)	Speed (RPM)	Air Delivery (CMH)
300	90 W	2000	60



Black

CITO



- Excellent air throw
- Rust proof plastic body
- Sleek and sturdy design
- Portable and light weight

Sweep (mm)	Power Inputs (Watts)	Speed (RPM)	Air Delivery (CMH)
225	49 W	2400	28

Color Range



White



Blue White



INDUSTRIAL FANS

Heavy Duty fans with powerful motors
and superior air delivery for industrial and
commercial use





HEAVY DUTY EXHAUST FANS

- Totally enclosed, continuously rated highly efficient heavy-duty motor
- Aerodynamically contoured blades provide maximum air with minimum power consumption
- Rigid frame with rubber mountings for silent operations
- Anti-corrosive blade & body
- Degree of protection : IP55 rated

SPECIFICATIONS

Model Name	Impeller Diameter (mm)	Phase	Pole	Power Inputs (Watts)	Speed (RPM)	Air Delivery (CMH)	Current (AMP)	Noise Level (dBA)
EXHD300-4-1 (ISI)*	300	Single	4 Pole	90 W	1400	1710	0.43	56
EXHD300-6-1 (ISI)	300	Single	6 Pole	55 W	950	1145	0.26	54
EXHD380-4-1 (ISI)	380	Single	4 Pole	150 W	1400	3250	0.72	63
EXHD380-4-3	380	Three	4 Pole	150 W	1400	3250	0.30	63
EXHD380-6-1 (ISI)	380	Single	6 Pole	100 W	950	2000	0.48	56
EXHD450-4-1 (ISI)*	450	Single	4 Pole	350 W	1400	6120	1.65	65
EXHD450-4-3	450	Three	4 Pole	410 W	1400	6120	0.94	65
EXHD450-6-1	450	Single	6 Pole	145 W	950	3900	0.70	63
EXHD600-6-1	600	Single	6 Pole	550 W	950	9400	2.65	65
EXHD600-6-3	600	Three	6 Pole	550 W	950	9400	1.27	65
EXHD900-8-3	900	Three	8 Pole	1200 W	700	25200	2.60	68

* Also available in IP65 rating for Industries like Ceramic, Spice, Cement etc.



Pedestal



Wall

VORTEX SERIES (AIR CIRCULATORS)

- Aerodynamically designed blades for higher air delivery
- Heavy duty motor with double ball bearing for longer life
- Wider oscillation at 85°
- Heavy base for greater stability
- Improved guard design
- Attractive aesthetics

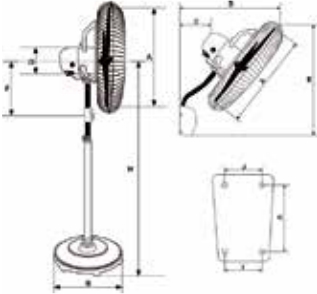
450 mm	600 mm	750 mm
Pedestal	Pedestal	Pedestal
Wall	Wall	Wall

PERFORMANCE GUIDE





Product ID	Type	Sweep (mm)	Phase	Speed (RPM)	Capacitor (MFD)	Air Delivery (M ³ /H)	Current (AMP)	Power Input (Watts)	Noise Level (dba)	Adjustable height (M)
ACVORTEX18PF	Pedestal	450	Single	1440	3.15	7500	0.45	100 W	64	1.35 / 1.025
ACVORTEX18WM	Wall	450	Single	1440	3.15	7500	0.45	100 W	64	
ACVORTEX24PF	Pedestal	600	Single	1440	5	16000	0.95	200 W	68	1.75 / 1.325
ACVORTEX24WM	Wall	600	Single	1440	5	16000	0.95	200 W	68	
ACVORTEX30PF	Pedestal	750	Single	1440	5	22200	1.2	250 W	76	1.75 / 1.325
ACVORTEX30WM	Wall	750	Single	1440	5	22200	1.2	250 W	76	

* Rated Voltage 230V, 50Hz AC for single phase 415V, 50Hz for three Phase fans
 * Built in Regulator available only for 450mm sweep

Dimensional Specifications



Model	A	B	H		E		C		D		F	G	I	J	K
			Mini	Max	Mini	Max	Mini	Max	Mini	Max					
VORTEX 450 mm PF	450	450	1135	1200							350	164			
VORTEX 600 mm PF	600	515	1290	1600								164			
VORTEX 750 mm PF	750	515	1290	1600								164			
VORTEX 450 mm WF	450				760	800	70	120	380	450		164	85	115	190
VORTEX 600 mm WF	600				830	870	120	160	530	580		164	85	115	190
VORTEX 750 mm WF	750				1100	1200	120	160	530	580		164	85	115	190

OUR RANGE OF FANS	 BALL BEARING	 ANTI RUST	 ANTI DUST	 5 YEAR WARRANTY	 50% ENERGY SAVING	 2X SILENT	 UNDERLIGHT
SUREBREEZE	✓	✓*					
HIGHSPEED	✓	✓	✓*				
PREMION	✓	✓*	✓*	✓*			✓*
ENERGION	✓	✓	✓*	✓	✓		✓*
SILENTPRO	✓	✓	✓*	✓	✓	✓	✓*
LUXIAN	✓	✓					✓*

*In select models only.



Crompton

**CROMPTON GREAVES CONSUMER
ELECTRICALS LIMITED**

Registered Office:

Equinox Business Park, 1st Floor, Tower 3, LBS Marg, Kurla (W), Mumbai - 400 070, India.

Customer Service:

Toll free number: **1800 419 0505** (Mon to Sat: 9am - 7pm)

Web registration on www.crompton.co.in

Disclaimer - While every effort has been taken to ensure that all specifications and description are correct, this brochure should not be regarded as an infallible guide and not as an offer of sales for a particular product. Due to variables in production process, colours of actual products may vary slightly from those depicted. Model numbers and specifications are for reference only. May subject to change without prior notice.